
















QR Code Module Settings¹

Turn Off Beeps When Changing Settings		3 Beeps for Successful Settings Change	
Save User Settings		Restore User Settings	
Turn Off Sound When Reading Codes		Turn On Sound When Reading Codes	
2 Seconds Between Codes		The Next Code Must Be Different	
2 Seconds Between Repeated Codes		3 Seconds Between Repeated Codes	
Short Tone Duration		Regular Tone Duration	

QR Code Module Reset Steps

QR Code Module Reset: Step 1		QR Code Module Reset: Step 2	
QR Code Module Reset: Step 3		QR Code Module Reset: Step 4 Restart the Voice It	

¹ Note that these settings also apply to the reading of barcodes.